



# Phoenix Collection

LH2, RFC, FST corner group shown in Aaron Truffle (Cover 1), Valencia Zig Zag Natural (Cover 2), Festival Ocean (Cover 3) and Valencia Spot Natural (Cover 4).


Colours represented are to be used as a guide only, colour shadings can vary slightly from each roll of fabric. Please refer to manufacturers swatch for more colour options.

**Extra Flex<sup>+</sup>**  
Soft, Supportive Seating


# PHOENIX COVER GUIDE: STANDARD BACK

Please use this guide when ordering the following pieces to clarify cover options.


LH2, RFC, FST (L2, RFC, P) Group




FST, LFC, RH2 (P, LFC, R2) Group




L2S, RFC, FST (L2S, RFC, P) Group




FST, LFC, R2S (P, LFC, R2S) Group




LH2, COR, RH1 (L2, CO, R1) Group




LH1, COR, RH2 (L1, CO, R2) Group




L2S, COR, RH1 (L2S, CO, R1) Group



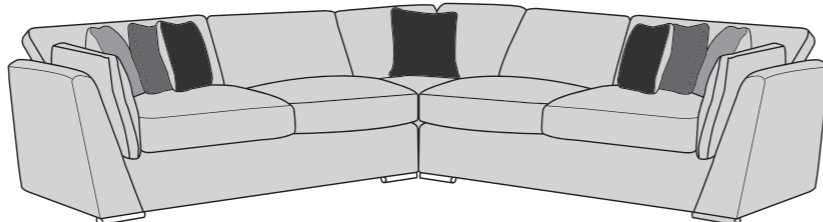
LH1, COR, R2S (L1, CO, R2S) Group



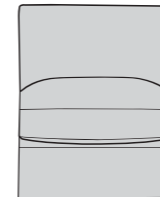
LH1, COR, RH1 (L1, CO, R1) Group



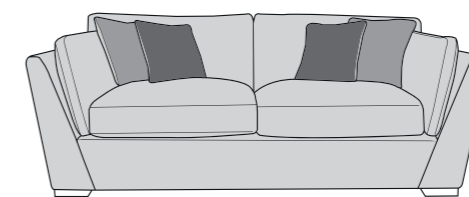
LH2, COR, RH2 (L2, CO, R2) Group



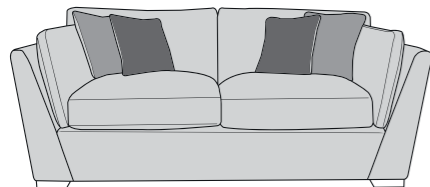
ALU (AU)



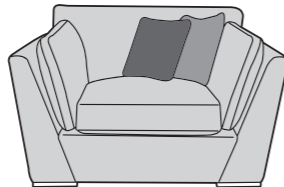
3 Seater Sofa (3ST)




2 Seater Sofa (2ST)



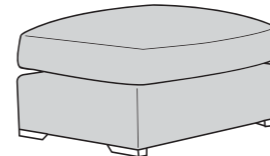
Love Chair (LOV)






Arm Chair (1ST)



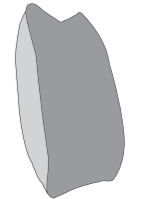
Footstool P (FST)



-  **COVER 1**  
(BODY)
-  **COVER 2**  
(SCATTER)
-  **COVER 3**  
(SCATTER)
-  **COVER 4**  
(SCATTER)


## Scatter Cushions

Scatter Cover 2



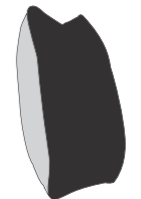
Front = Cover 2  
Back = Cover 1

Scatter Cover 3



Front = Cover 3  
Back = Cover 3

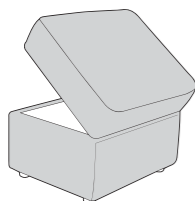
Scatter Cover 4



Front = Cover 4  
Back = Cover 1

## ACCENT PIECES

Storage Footstool (FSS)



# PHOENIX DIMENSIONS (CM)

AVAILABLE PIECES	HEIGHT 1	WIDTH 2	DEPTH 3	SEAT HEIGHT 4	SEAT DEPTH 5	SEAT WIDTH 6	ACCESS DIAGONAL 7	OUTBACK HEIGHT 8	ARM HEIGHT 9	WEIGHT (KG)	SCATTER CUSHION NO.
LH2, RFC, FST or RH2, LFC, FST CORNER GROUP	87	293	250	54	60	N/A	N/A	69	69	122	6
L2S, RFC, FST or R2S, LFC, FST CORNER GROUP	87	258	250	54	60	N/A	N/A	69	69	132	6
LH2, COR, RH1 or LH1, COR, RH2 CORNER GROUP	87	293	208	54	60	N/A	N/A	69	69	118	6
L2S, COR, RH1 or R2S, COR, LH1 CORNER GROUP	87	258	208	54	64	N/A	N/A	69	69	128	6
LH1, COR, RH1 CORNER GROUP	87	208	208	54	60	N/A	N/A	69	69	100	5
LH2, COR, RH2 CORNER GROUP	87	293	293	54	60	N/A	N/A	69	69	136	7
ALU - ARMLESS UNIT	87	82	95	54	60	82	123	69	N/A	25	N/A
COR - CORNER UNIT	87	95	95	54	60	N/A	131	69	N/A	32	1
FST - LARGE FOOTSTOOL UNIT	53	74	95	54	60	N/A	112	N/A	N/A	19	N/A
LH1/RH1 UNIT	87	113	95	54	60	81	143	69	69	34	2
LH2/RH2 UNIT	87	198	95	54	60	160	206	69	69	52	3
LFC/RFC UNIT	87	176	95	54	60	138	193	69	69	51	3
L2S/R2S - BED ACTION	87	163	95	54	60	136	191	69	69	62	3
3 SEATER SOFA (3ST)	87	224	95	54	60	156	237	69	69	62	4
2 SEATER SOFA (2ST)	87	196	95	54	60	129	211	69	69	58	4
LOVE CHAIR (LOV)	87	144	95	54	60	79	160	69	69	45.5	2
ARM CHAIR (1ST)	87	122	95	54	60	54	148	69	69	43	2
<b>ACCENT PIECES</b>											
STORAGE FOOTSTOOL (FSS)	45	63	50	N/A	N/A	N/A	75	N/A	N/A	12.5	N/A

- \* Hardwood & composite board frame.
- \* Dowelled, screwed, glued & stapled joinery.
- \* Chrome & Wood foot options.

- \* ExtraFlex+ high comfort seat cushions.
- \* Fibre filled backs for added comfort.
- \* Fibre filled scatters included.

- \* Serpentine seat springs & silent wire.
- \* Elasticated back webbing.

## SOFABEDS: SLEEP OPTIONS

### STANDARD ACTION & FOAM MATTRESS

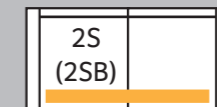
A three fold metal action with a sprung 'polyprop' base. Complemented by a high performance foam mattress. For occasional use only.

**Mattress Thickness: 6cm**

**Mattress Length: 185cm**

**3 fold action 140Kg total max occupancy weight**

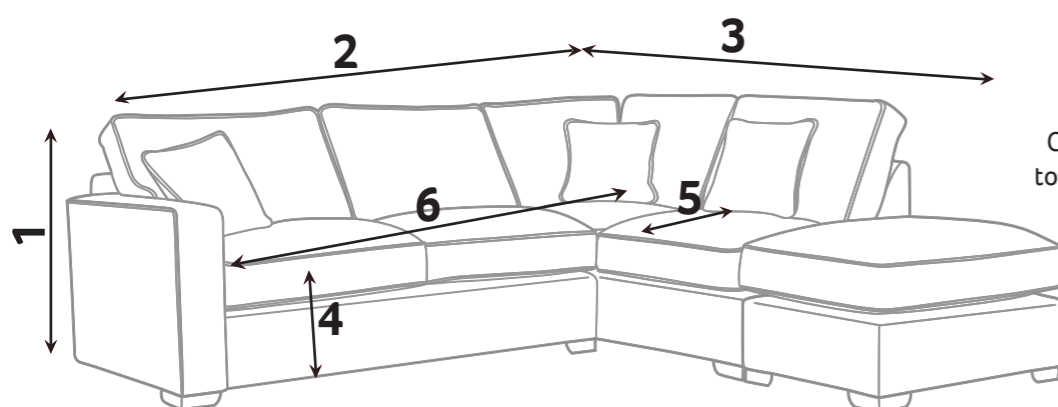
120cm sofa bed:



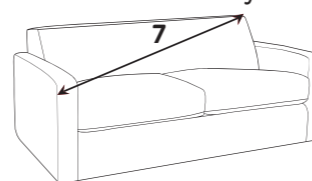
**Mattress Width: 113cm**



### DIMENSION GUIDE



Check the diagonal access dimension to ensure furniture will fit in your home.



- 1 - HEIGHT
- 2 - WIDTH
- 3 - DEPTH
- 4 - SEAT HEIGHT
- 5 - SEAT DEPTH (STD & PILLOW)
- 6 - SEAT WIDTH
- 7 - DIAGONAL ACCESS

Illustrations used for reference only.

### Extra Flex+

Soft, Supportive Seating

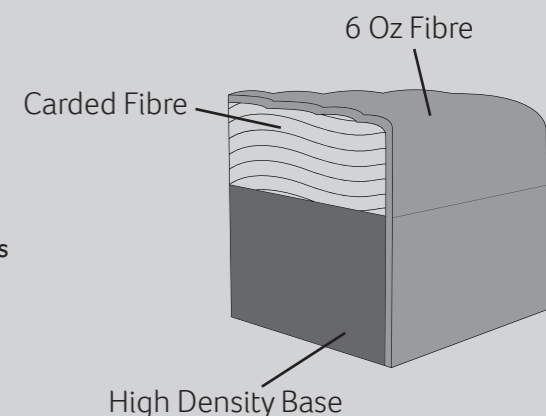
A high density foam base seat interior with a hand-rolled carded fibre, channelled topper which provides both softness and support.

### CARE GUIDE

Extraflex seat cushions should be **plumped up on a regular basis** to help maintain the aesthetical appeal of your upholstery, the plumping of cushions is essential to help retain the comfort and softness of any piece of upholstered furniture.

To improve the longevity of your hand-made furniture, we recommend rotating cushions (where applicable).

For further information on maintaining your furniture please refer to the care guide located under the seat platform.



- FOOT OPTIONS:
- Oak (Light)
  - Mid Oak
  - Antique (Dark)
  - Chrome

Wood is a natural product and will vary in shade/colour from item to item.



See terms & conditions